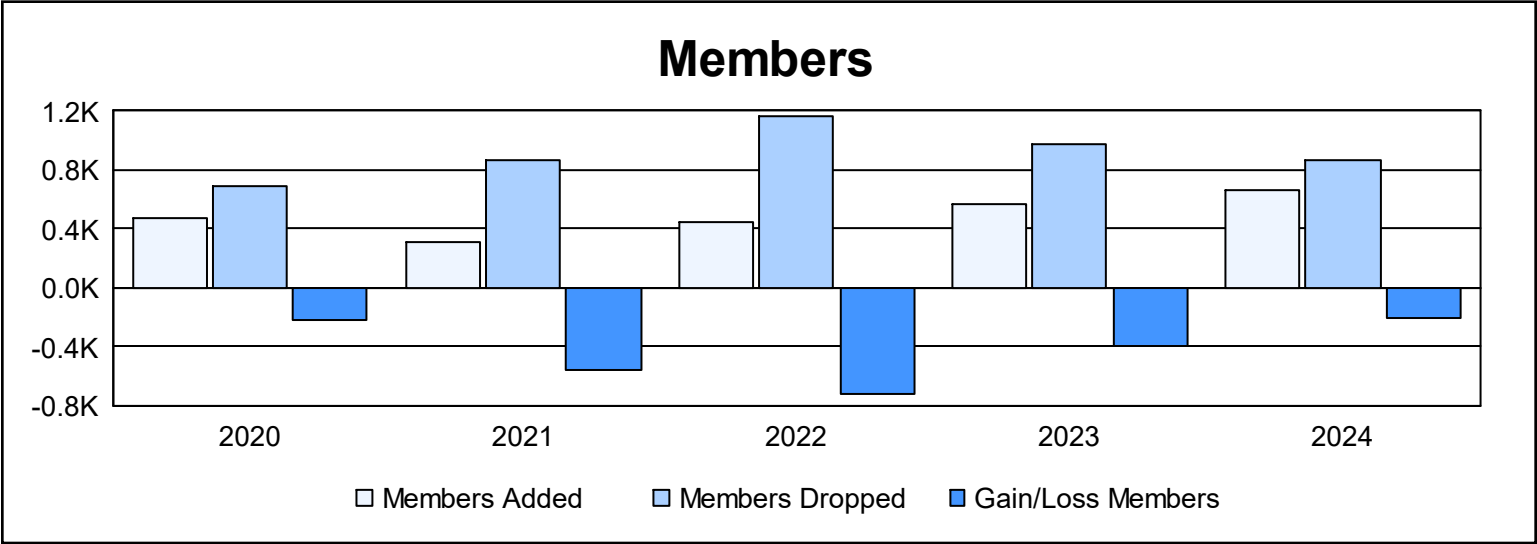
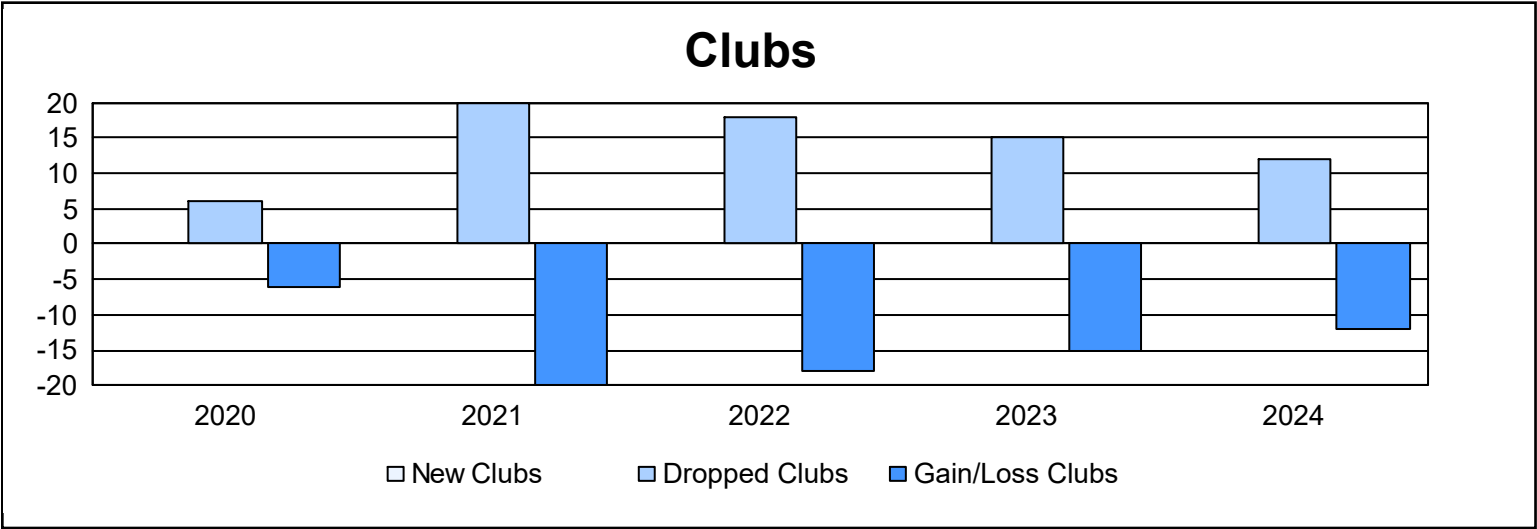
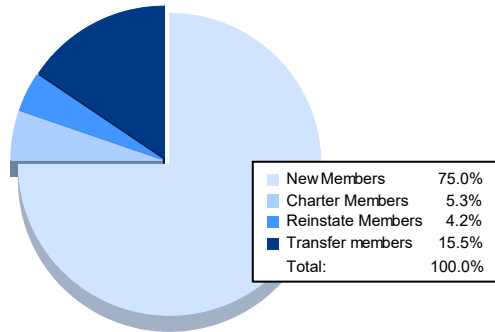


Year	New Clubs	Dropped Clubs	Gain/ Loss Clubs	New Members	Charter Members	Reinstate Members	Transfer Members	Total Member Added	Total Members Dropped	Gain/ Loss Members
2019-2020	0	6	-6	388	6	15	62	471	696	-225
2020-2021	0	20	-20	244	19	14	35	312	869	-557
2021-2022	0	18	-18	372	16	7	55	450	1,167	-717
2022-2023	0	15	-15	506	4	38	24	572	972	-400
2023-2024	0	12	-12	497	35	28	103	663	867	-204
Average	0	14	-14	401	16	20	56	494	914	-421



Membership Composition June 2024 Cumulative



Gender Composition June 2024 Cumulative

